

APPA FPI 2.0

INCREASING INFORMATION USABILITY

Ted Weidner, Ph.D., PE, AIA, CEF
Associate Professor, Purdue University

Erik Backus, PE, LEED AP BD+C, FMP
Professor of Practice, Clarkson University



AGENDA/OBJECTIVES

- FPI Basics & Barriers
- Typical Analyses
- New Output & Input
- Interactive Examples
- Audience Examples



FPI BASICS

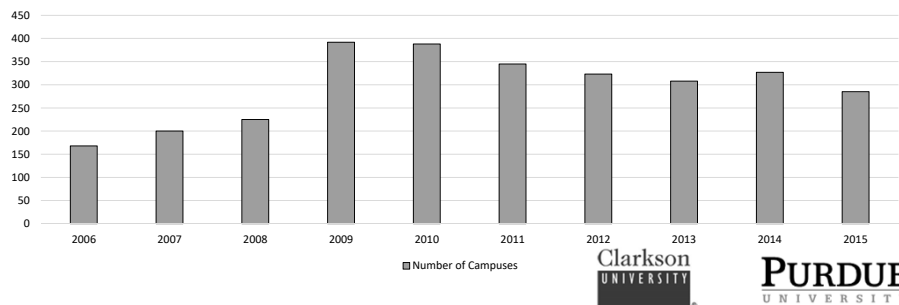
- ☐ Express version – 102 questions

Just the facts, ma'am, just the facts.

- ☐ Full version – 450 questions

Details about space, contractors, personnel, wages, and energy

FPI Participants by year



FPI BARRIERS

- ☐ Number of questions seems overwhelming
- ☐ Understanding what to do with the data
- ☐ Credibility of the data from other institutions

ANALYTICS

Not everything that counts can be counted, and not everything that can be counted counts.

Albert Einstein

If you don't know where you're going, any road will take you there.

Cheshire Cat, Alice in Wonderland



DO YOU KNOW YOURSELF

☐ What is your Carnegie Class?

☐ Who are your peers?

☐ How are you trending?



ANALYTICS

THREE ESSENTIAL QUESTIONS

Who is going to use the data –
understanding the problem

What data will be collected and how –
defining the solution

How will the data be maintained –
ensuring integrity & confidence (present and future)



PERFORMANCE MEASUREMENT

AN EVOLUTION

First Generation:

Are facilities expenditures comparable to peers?

Second Generation:

Are we maximizing the resources committed to sustaining our facilities portfolio?

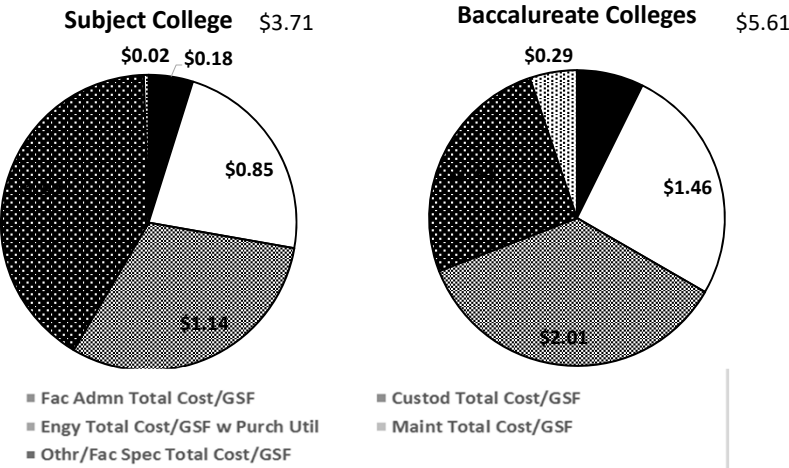
Third Generation:

Can we make better operational decisions with our facilities data?



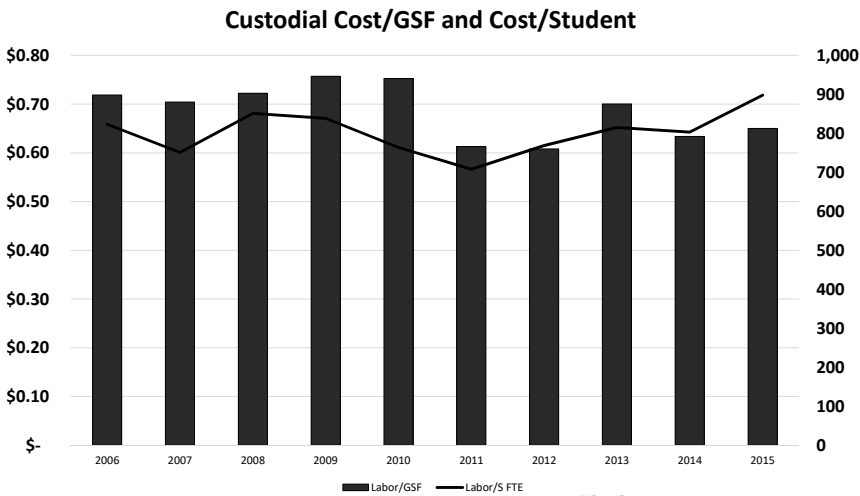
FACILITY COST BREAKDOWN

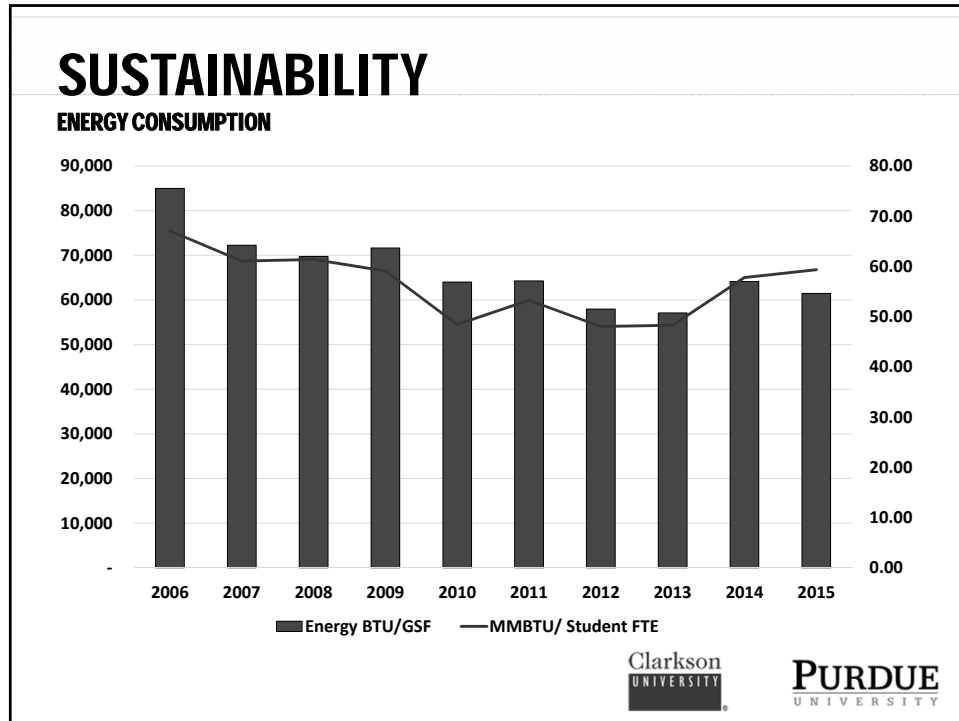
FIRST GENERATION



ANALYTICAL QUESTIONS

SECOND GENERATION





FPI SOLUTIONS

- ☐ Utilize corresponding data from sources
- ☐ Increase potential interactivity
- ☐ Utilize *Tableau* as a reporting mechanism
 - ☐ Can modify multiple years of data – see trending
 - ☐ Exclude outliers and define your own peer sets



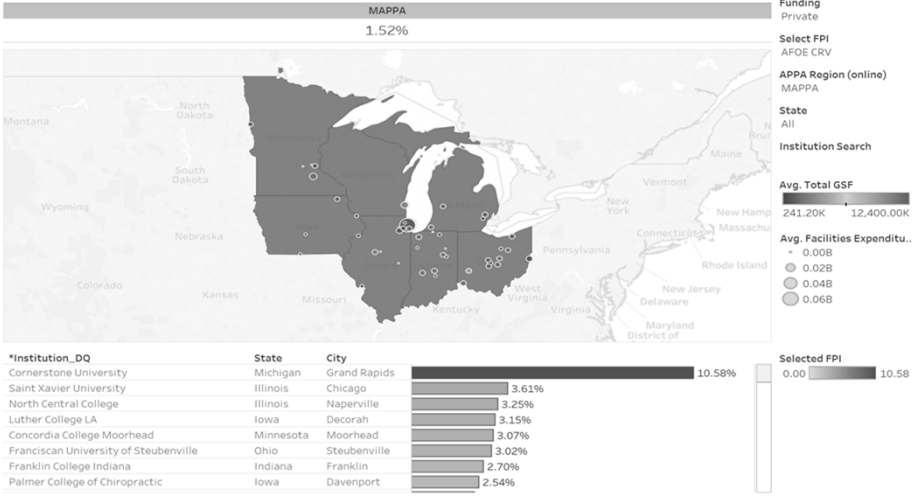
NEW COMPARISON



Summary Analysis

AFOE CRV by APPA Region

MAPPA

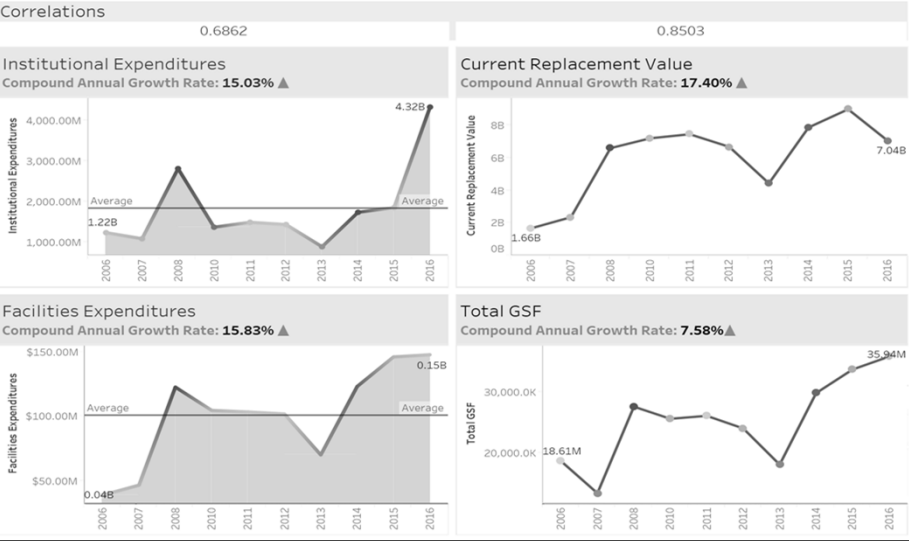


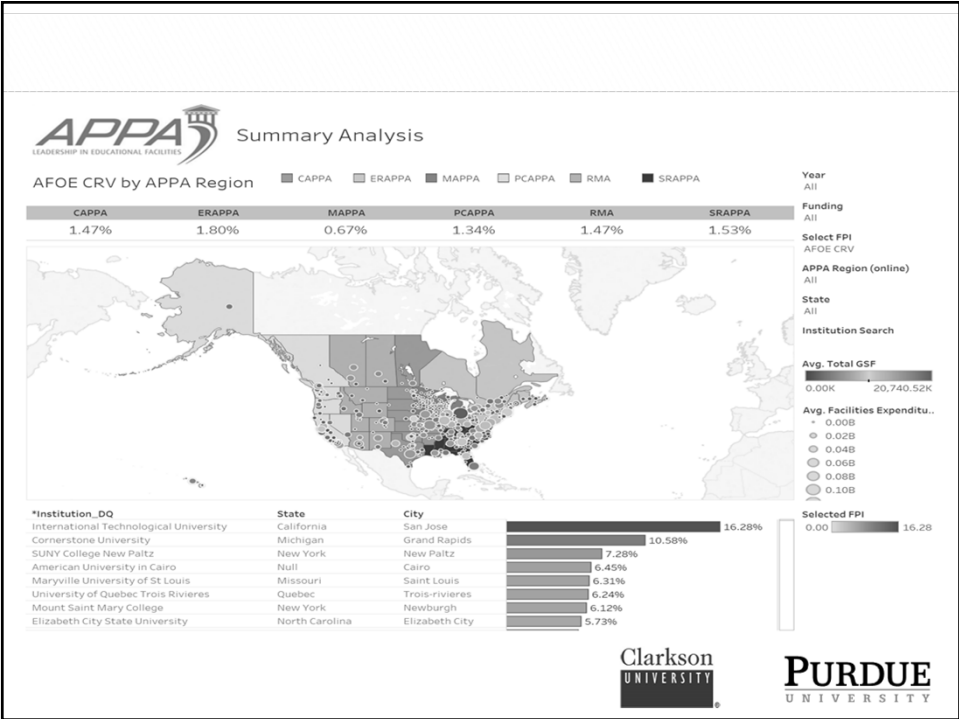
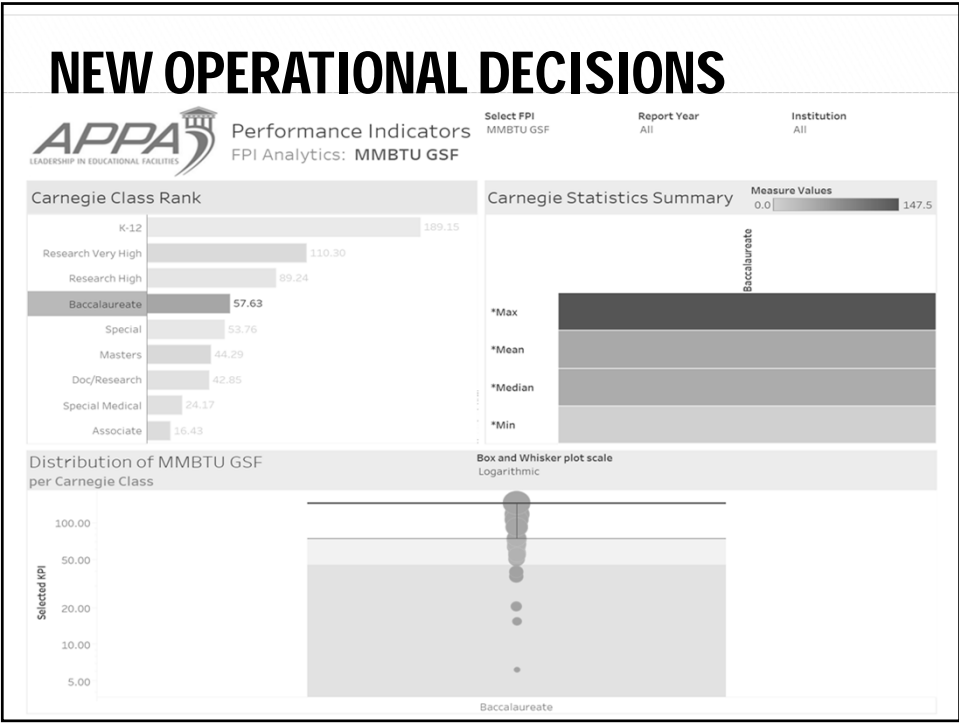
NEW TIME GRAPH




Facilities Management Performance over time

Report Year All APPA Region (online) MAPPA Institution All Funding Private





WHAT'S NEXT?



Clarkson
UNIVERSITY

PURDUE
UNIVERSITY

**" IT IS THE CAPACITY FOR MAINTENANCE
WHICH IS THE BEST TEST FOR THE VIGOR
AND STAMINA OF A SOCIETY. ANY SOCIETY
CAN BE GALVANIZED FOR AWHILE TO
BUILDING SOMETHING, BUT THE WILL AND
THE SKILL TO KEEP THINGS IN GOOD REPAIR
DAY-IN AND DAY-OUT ARE FAIRLY RARE."**

Eric Hoffer, Working and Thinking on the Waterfront

Clarkson
UNIVERSITY

PURDUE
UNIVERSITY